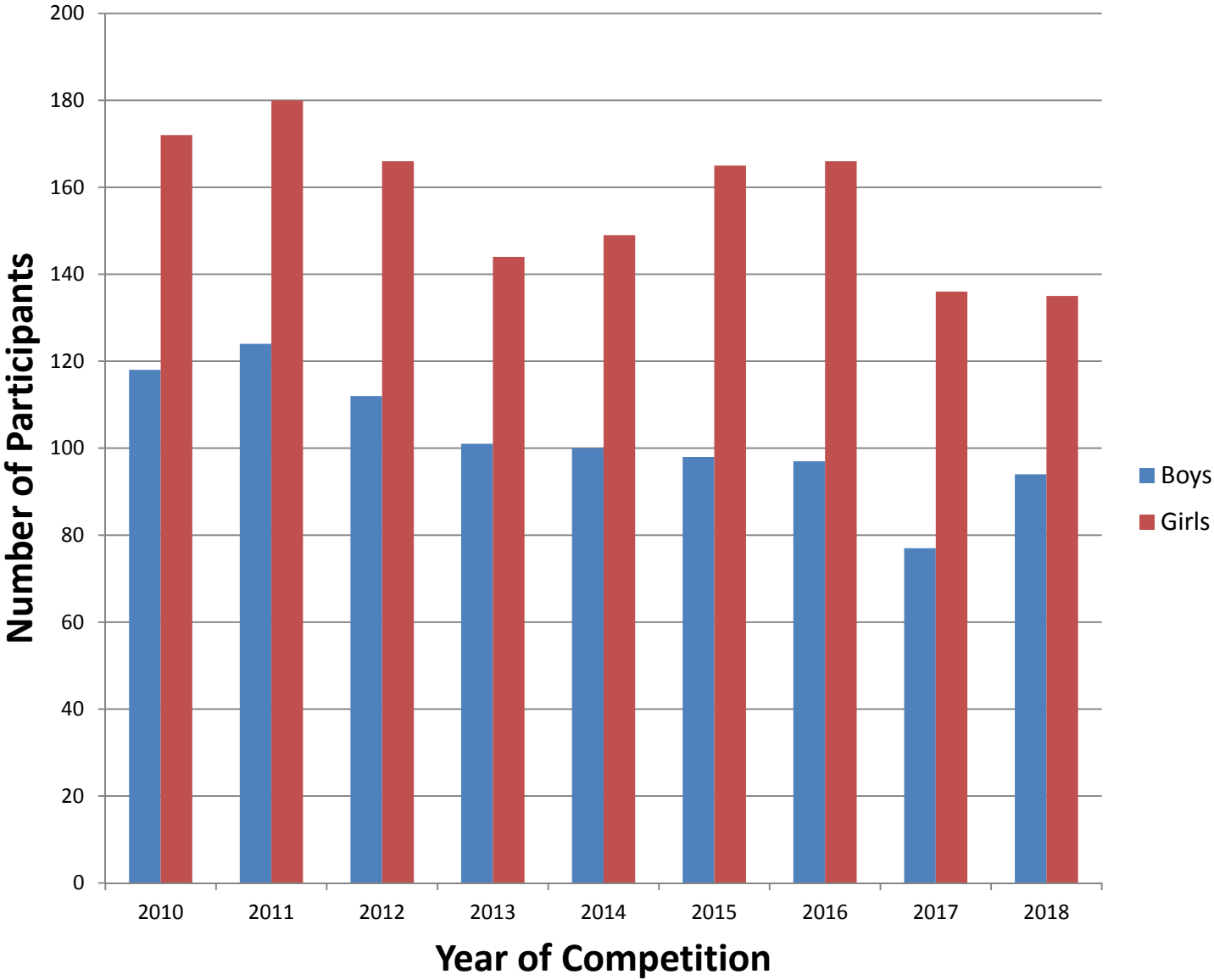
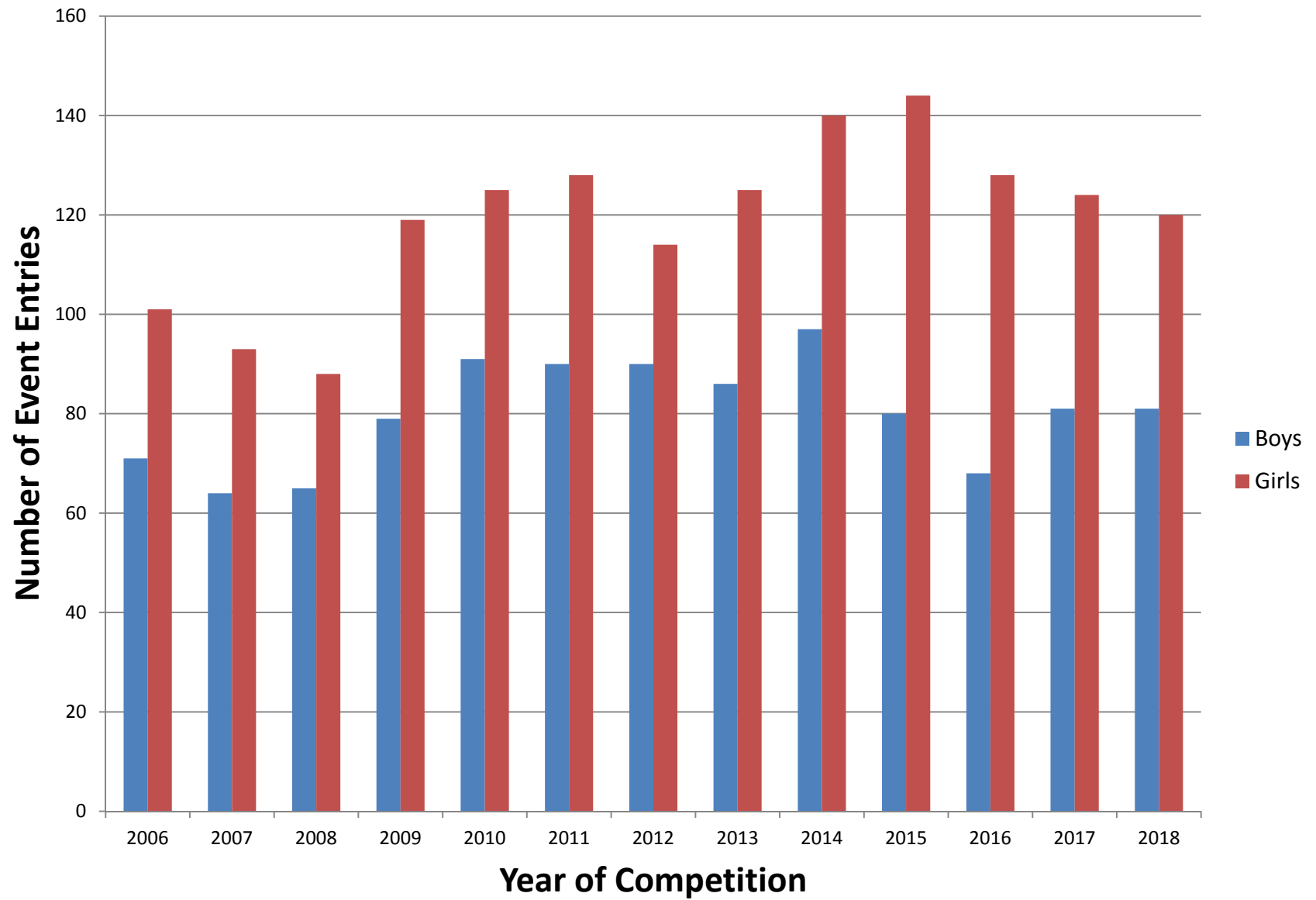


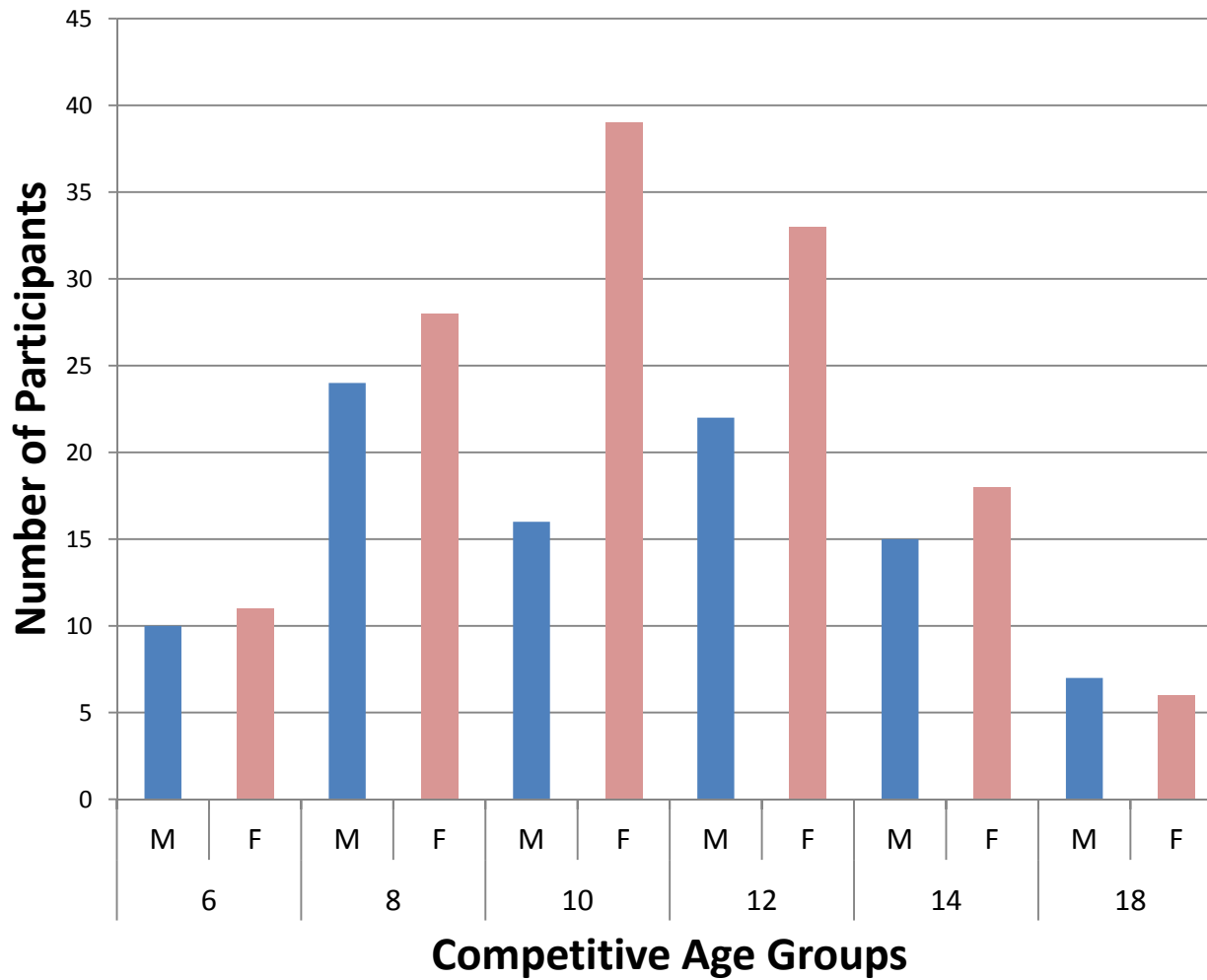
Participation in PASDA Dive League



Participation at PASDA Dive Champs

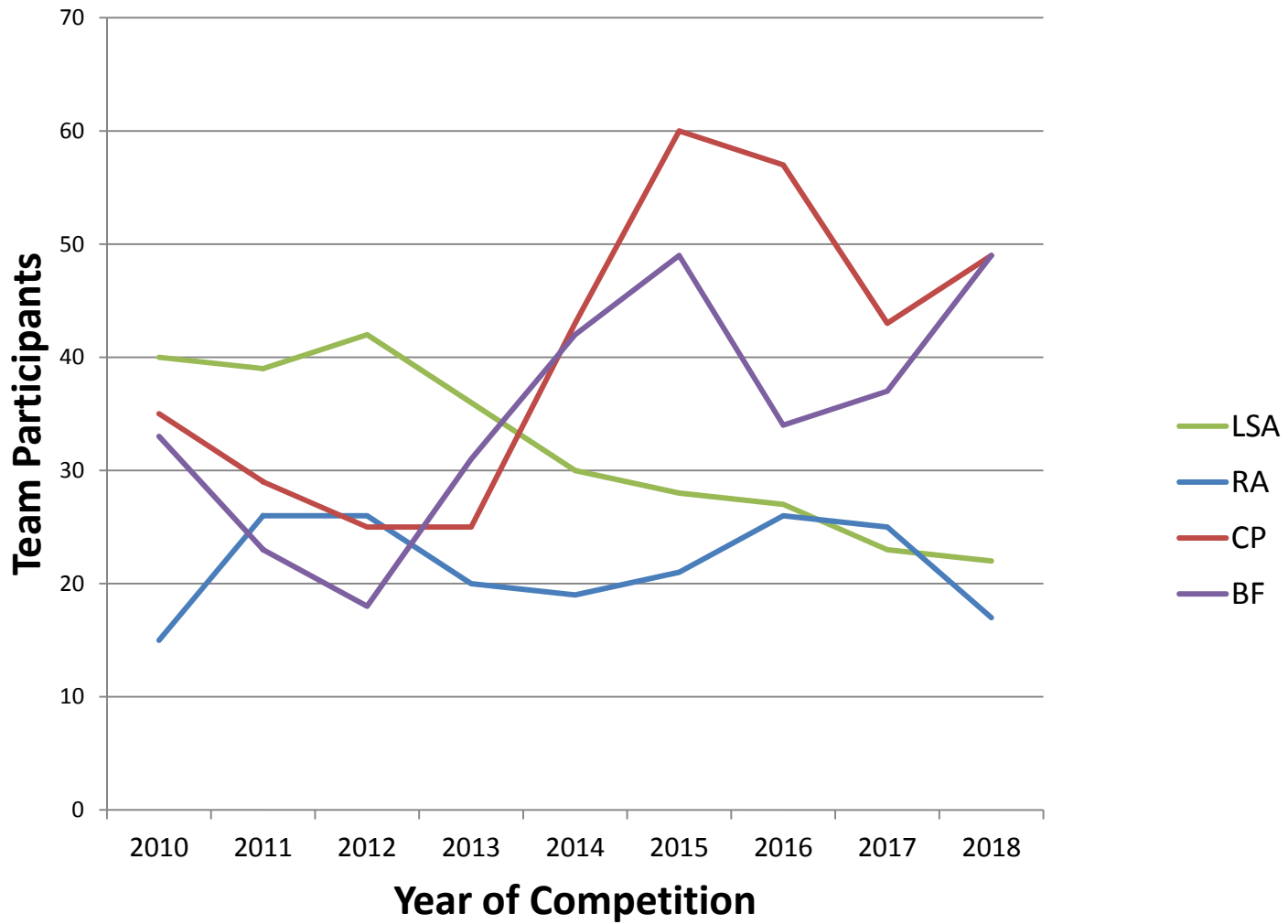


Diver Participation by Age & Gender

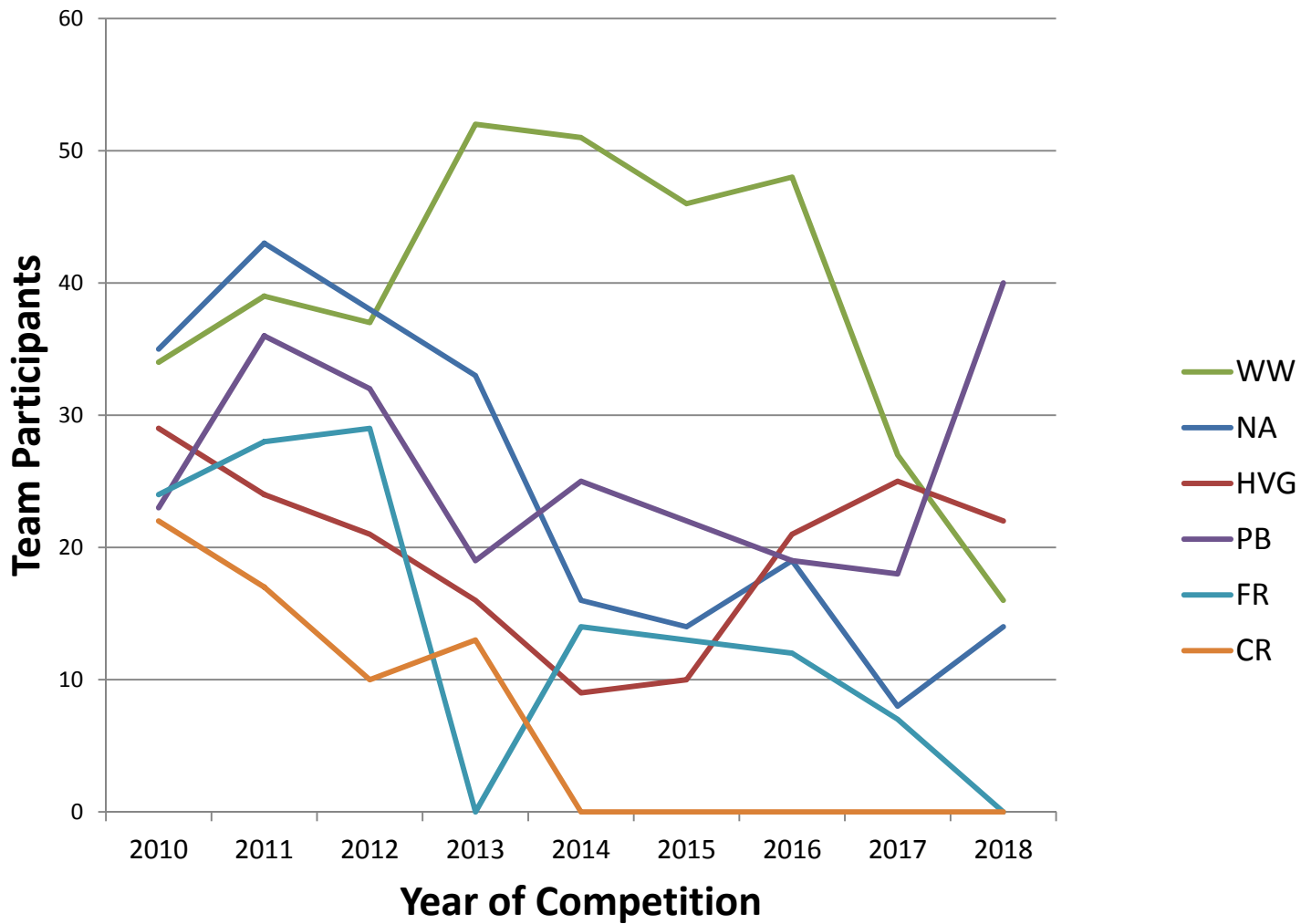


Based on team rosters for 2018

PASDA Div-I Dive Team Sizes



PASDA Div-II Dive Team Sizes



PASDA Divers by Club, Age Group, and Gender in 2018																						
Club		All Ages			6			8			10			12			14			18		
		M	F	Tot	M	F	Tot	M	F	Tot	M	F	Tot	M	F	Tot	M	F	Tot	M	F	Tot
DIV I	LSA	10	12	22	2	1	3	3	2	5	1	2	3	3	4	7	0	2	2	1	1	2
	RA	5	12	17	0	1	1	1	3	4	1	6	7	2	1	3	0	1	1	1	0	1
	CP	19	30	49	0	1	1	4	6	10	2	11	13	10	8	18	3	3	6	0	1	1
	BF	22	27	49	4	3	7	3	6	9	4	8	12	4	7	11	2	3	5	5	0	5
DIV II	NA	5	9	14	0	2	2	0	3	3	3	1	4	0	1	1	2	1	3	0	1	1
	HVG	8	14	22	1	1	2	3	1	4	1	4	5	2	3	5	1	4	5	0	1	1
	PB	20	20	40	2	2	4	10	4	14	4	3	7	1	8	9	3	2	5	0	1	1
	WW	5	11	16	1	0	1	0	3	3	0	4	4	0	1	1	4	2	6	0	1	1
Totals		94	135	229	10	11	21	24	28	52	16	39	55	22	33	55	15	18	33	7	6	13

2018 observations:

1. 20% increase in boys in one year, back to 2016 numbers, but still low.
2. same number of girls as last year, down 25% in 7 years, fluctuates year to year though
3. Need more boys across the board, especially u10 and u12. CP has half of all the u12 boys!
4. Need more u18 boys and girls. Only 3 teams had u18 boys, BF had 5 of the 7 total.
5. u6 boys numbers doubled, but still 3 teams without any. U6 girls decreased 40%, but only 1 team without.
6. 59% girls, 41% boys
7. median team size is 22

Question?

How can we achieve better judging?

Are too many divers chasing DDs? Should there be a cap?

Given uneven distribution of divers across age groups and teams, is there a better team scoring solution?

Stats as of July 14, 2018

Prepared by Kirk LeCompte, PASDA Dive Trustee

PASDA Divers by Club, Age Group, and Gender in 2017																						
Club		All Ages			6			8			10			12			14			18		
		M	F	Tot	M	F	Tot	M	F	Tot	M	F	Tot	M	F	Tot	M	F	Tot	M	F	Tot
DIV I	LSA	9	14	23	2	3	5	1	3	4	4	1	5	0	3	3	1	3	4	1	1	2
	RA	6	19	25	0	4	4	1	4	5	2	7	9	2	1	3	0	3	3	1	0	1
	CP	14	29	43	1	2	3	2	6	8	3	9	12	4	7	11	2	2	4	2	3	5
	WW	9	18	27	0	1	1	1	1	2	2	8	10	3	6	9	3	2	5	0	0	0
	BF	19	18	37	0	1	1	4	3	7	2	12	14	6	0	6	1	2	3	6	0	6
DIV II	NA	3	5	8	0	1	1	0	1	1	0	0	0	2	2	4	1	0	1	0	1	1
	HVG	6	19	25	0	3	3	3	3	6	0	3	3	3	5	8	0	5	5	0	0	0
	PB	8	10	18	0	0	0	1	1	2	2	4	6	2	3	5	3	2	5	0	0	0
	FR	3	4	7	0	0	0	1	0	1	1	2	3	1	0	1	0	2	2	0	0	0
Totals		77	136	213	3	15	18	14	22	36	16	46	62	23	27	50	11	21	32	10	5	15

2017 observations:

1. 20% drop in boys in one year, down 38% in 6 years, steady decline
2. 18% drop in girls in one year, down 25% in 6 years, fluctuates year to year though
3. And yet combined PASDA champs participation was up 5% from last year
4. Need more boys across the board, especially u6 and u18. Only 2 teams had u6 boys.
5. Need more u18 girls. Only 3 teams had u18 girls.
6. Nassau and Flemington have excellent divers, but concerned they have fewer than 10 divers each.
7. 64% girls, 36% boys
8. average team size is 23
9. Slight increase in u6 girls from 2016, all other groups declined, except u6 and u8 boys stayed the same.

Question?

Should we switch to AAU & US Diving Standard of u7, u9, u11, u13, u15, u19
 Can u6 divers dive up in u8?
 Should we allow more skills in u6, u8?

Stats as of July 15, 2017

Prepared by Kirk LeCompte, PASDA Dive Trustee

PASDA Divers by Club, Age Group, and Gender in 2016																						
Club		All Ages			6			8			10			12			14			18		
		M	F	Tot	M	F	Tot	M	F	Tot	M	F	Tot	M	F	Tot	M	F	Tot	M	F	Tot
DIV I	LSA	12	15	27	1	2	3	1	1	2	6	8	14	1	2	3	2	2	4	1	0	1
	RA	7	19	26	0	4	4	2	6	8	4	3	7	0	4	4	1	2	3	0	0	0
	CP	17	40	57	0	1	1	2	6	8	6	12	18	4	4	8	4	13	17	1	4	5
	WW	19	29	48	0	2	2	3	9	12	2	8	10	11	6	17	0	2	2	3	2	5
	BF	13	21	34	0	1	1	2	7	9	3	7	10	1	4	5	3	2	5	4	0	4
DIV II	NA	8	11	19	0	1	1	0	1	1	1	1	2	2	6	8	2	0	2	3	2	5
	HVG	5	16	21	0	0	0	2	3	5	2	7	9	1	5	6	0	1	1	0	0	0
	PB	8	11	19	2	0	2	0	2	2	4	7	11	1	1	2	1	1	2	0	0	0
	FR	8	4	12	0	0	0	1	2	3	0	1	1	3	0	3	2	1	3	2	0	2
Totals		97	166	263	3	11	14	13	37	50	28	54	82	24	32	56	15	24	39	14	8	22

2016 observations:

1. There are more girls than boys in every age group except u18, 66% more overall than boys
2. Half of all u14 divers are on 1 team, ditto for a third of u12 divers
3. Average team size is still 29 ranging from 12 to 57 (basically same as 2016)
4. Team sizes are compatible within divisions. No change planned for 2017.
5. Still hurting for u6 boys. 2 teams have no u6 at all, similar to u18 where 3 teams have none.
6. There is great variability from team to team.

Comparison to 2015 and earlier

1. There was a 0% change in total number of divers from last year. Age groups close to same size.
2. Girls (63%) and boys (37%) percentage remains same as 2015.
3. u10 remains the most populous age group (after a brief u12 climb in 2014)
4. Older Teenage girls declining.
5. Need for boys, especially at u6 and u8 in order to prime the system.
6. Still great variability in demographics between teams.

Question?

Should we switch to AAU & US Diving Standard of u7, u9, u11, u13, u15, u19

Stats as of July 22, 2016

Prepared by Kirk LeCompte, PASDA Dive Trustee

PASDA Divers by Club, Age Group, and Gender in 2015																						
Club		All Ages			6			8			10			12			14			18		
		M	F	Tot	M	F	Tot	M	F	Tot	M	F	Tot	M	F	Tot	M	F	Tot	M	F	Tot
DIV I	CP	19	41	60	0	3	3	5	4	9	1	8	9	3	9	12	4	13	17	6	4	10
	LSA	12	16	28	0	2	2	4	3	7	3	6	9	2	3	5	3	2	5	0	0	0
	NA	5	9	14	0	1	1	0	1	1	2	3	5	2	0	2	0	2	2	1	2	3
	WW	18	28	46	1	3	4	3	9	12	2	8	10	9	7	16	0	0	0	3	1	4
	RA	9	12	21	0	3	3	2	3	5	6	2	8	0	2	2	1	1	2	0	1	1
DIV II	BF	19	30	49	0	0	0	1	10	11	8	11	19	4	6	10	4	2	6	2	1	3
	HVG	1	9	10	0	1	1	0	1	1	0	4	4	0	3	3	1	0	1	0	0	0
	PB	8	14	22	0	0	0	2	5	7	3	5	8	2	3	5	1	1	2	0	0	0
	FR	7	6	13	1	0	1	0	1	1	3	0	3	2	3	5	0	0	0	1	2	3
Totals		98	165	263	2	13	15	17	37	54	28	47	75	24	36	60	14	21	35	13	11	24

2015 observations:

1. There are more girls than boys in every age group except u18, 66% more overall than boys
2. Only one team has more boys than girls.
3. Average team size is 29 ranging from 10 to 60 (slight increase over 2014)
4. Nassau had too few divers to compete in DIV I and BF too many for DIV II
5. Only 4 teams have more than one u6 diver, and 2 teams have none, similar to u18.
6. There is great variability from team to team.

Comparison to 2014 and earlier

1. There was a 5% increase in total number of divers from last year.
2. Girls (63%) and boys (37%) indicating a 3% shift this year toward girls.
3. u10 is once again the most populous age group (after a brief u12 climb in 2014)
4. Modest growth at u14 and u18 continues, but we still need more teenage divers on some teams!
5. Need for boys, especially at u6 and u8 in order to prime the system.
6. Still great variability in demographics between teams.

Question?

Should we switch to AAU & US Diving Standard of u7, u9, u11, u13, u15, u19

Stats as of July 17, 2015

Prepared by Kirk LeCompte, PASDA Dive Trustee

PASDA Divers by Club, Age Group, and Gender in 2014																						
Club		All Ages			6			8			10			12			14			18		
		M	F	Tot	M	F	Tot	M	F	Tot	M	F	Tot	M	F	Tot	M	F	Tot	M	F	Tot
DIV I	CP	18	25	43	0	0	0	2	6	8	4	5	9	5	10	15	3	3	6	4	1	5
	LSA	13	17	30	4	2	6	3	5	8	2	6	8	3	3	6	1	1	2	0	0	0
	NA	7	9	16	0	1	1	1	0	1	1	3	4	1	1	2	1	3	4	3	1	4
	WW	20	31	51	1	5	6	4	7	11	10	6	16	5	10	15	0	2	2	0	1	1
DIV II	RA	7	12	19	0	0	0	3	2	5	1	4	5	2	4	6	1	2	3	0	0	0
	BF	22	20	42	0	3	3	5	3	8	4	6	10	5	7	12	5	1	6	3	0	3
	HVG	2	7	9	0	0	0	0	3	3	0	2	2	1	2	3	0	0	0	1	0	1
	PB	8	17	25	0	0	0	2	4	6	2	5	7	3	5	8	1	2	3	0	1	1
	FR	3	11	14	0	1	1	0	1	1	2	2	4	0	4	4	0	2	2	1	1	2
Totals		100	149	249	5	12	17	20	31	51	26	39	65	25	46	71	12	16	28	12	5	17

2014 observations:

1. There are more girls in every age group except u18, 50% more overall.
2. There are three times as many girls at u12 than u14, and twice as many boys.
3. Only one team has more boys than girls.
4. Average team size is 27 ranging from 9 to 51 (same as 2013)
5. The median DIV I team has 36 divers, and DIV II team has 19 (same as 2013)
6. Only 3 teams have more than one u6 diver, and 4 teams have none, similar to u18.
7. There is great variability from team to team.

Comparison to 2013 and earlier

1. There was a 1% increase in total number of divers from last year.
2. Same overall percentage of girls (60%) and boys (40%) for fifth year in a row.
3. u12 is the most populous age group surpassing u10, which decreased 20%
4. Modest growth at u14 and u18, but we still need more teenage divers!
5. u6 boys decreased 50%, but total number of boys across all age groups is same
6. Still great variability in demographics between teams.

Question?

Should we switch to AAU & US Diving Standard of u7, u9, u11, u13, u15, u19

Stats as of July 13, 2014

Prepared by Kirk LeCompte, PASDA Dive Trustee

PASDA Divers by Club, Age Group, and Gender in 2013																						
Club		All Ages			6			8			10			12			14			18		
		M	F	Tot	M	F	Tot	M	F	Tot	M	F	Tot	M	F	Tot	M	F	Tot	M	F	Tot
DIV I	CP	11	14	25	0	0	0	2	4	6	4	6	10	2	3	5	2	0	2	1	1	2
	LSA	19	17	36	3	4	7	3	9	12	7	3	10	6	0	6	0	1	1	0	0	0
	NA	14	19	33	1	3	4	5	4	9	4	3	7	1	7	8	1	2	3	2	0	2
	WW	21	31	52	4	2	6	3	7	10	10	8	18	1	12	13	2	2	4	1	0	1
	FR	0	0	0	0	0	0	0	0	0	0	0	0	0	0	0	0	0	0	0	0	0
DIV II	RA	8	12	20	1	0	1	2	3	5	2	3	5	2	5	7	1	1	2	0	0	0
	BF	13	18	31	0	0	0	2	1	3	3	10	13	3	6	9	3	0	3	2	1	3
	HVG	5	11	16	1	1	2	1	3	4	1	5	6	1	2	3	1	0	1	0	0	0
	PB	5	14	19	1	1	2	0	3	3	2	5	7	1	3	4	0	2	2	1	0	1
	CR	5	8	13	1	1	2	2	2	4	2	3	5	0	2	2	0	0	0	0	0	0
Totals		101	144	245	12	12	24	20	36	56	35	46	81	17	40	57	10	8	18	7	2	9

2013 observations:

1. There are more u6 girls than u14 and u18 girls combined.
2. There are an even number of girls and boys at u6, but twice as many girls at u8.
3. There are four times as many girls at u12 than u14 and u18 combined.
4. There are four times as many girls at u12 than u14 and u18 combined.
5. Only one team has more boys than girls.
6. Average team size is 27 ranging from 13 to 52.
7. The median DIV I team has 36 divers, and DIV II team has 19.
8. There is great variability from team to team.

Comparison to 2012 and earlier

1. There is a 12% decrease in total number of divers from last year, and 15% decrease from 2010.
2. Same overall percentage of girls (60%) and boys (40%) for fourth year in a row.
3. u10 is the most populous age group four years in a row, and only group to increase in size.
4. u12 and u14 stayed roughly the same, but at u18 we lost 75% of our girls and 50% of our boys.
5. at u6 we have equal numbers of girls and boys compared to 3 to 1 ratio last year.
6. u8 and u12 remain tied as 2nd most popular age group, but decreased 15% in size.
7. Still great variability in demographics between teams.
8. We need more teenage divers!
9. Most teams decreased in size but BF and WW grew considerably.

Stats as of July 19, 2013

Prepared by Kirk LeCompte, PASDA Dive Trustee

PASDA Divers by Club, Age Group, and Gender in 2012																						
Club		All Ages			6			8			10			12			14			18		
		M	F	Tot	M	F	Tot	M	F	Tot	M	F	Tot	M	F	Tot	M	F	Tot	M	F	Tot
DIV I	BF	10	8	18	0	2	2	3	0	3	3	5	8	3	0	3	1	0	1	0	1	1
	LSA	21	21	42	3	4	7	7	9	16	6	5	11	5	2	7	0	1	1	0	0	0
	NA	19	19	38	2	4	6	6	3	9	3	3	6	1	4	5	2	4	6	5	1	6
	WW	12	25	37	1	3	4	3	6	9	4	7	11	1	7	8	1	0	1	2	2	4
	FR	13	16	29	0	1	1	4	1	5	1	5	6	3	5	8	1	3	4	4	1	5
DIV II	RA	8	18	26	1	0	1	3	5	8	2	6	8	2	5	7	0	1	1	0	1	1
	CP	10	15	25	0	1	1	1	1	2	1	7	8	3	4	7	2	1	3	3	1	4
	HVG	6	15	21	0	3	3	1	6	7	1	5	6	4	1	5	0	0	0	0	0	0
	PB	11	21	32	0	1	1	2	4	6	2	7	9	6	4	10	1	4	5	0	1	1
	CR	2	8	10	0	0	0	1	1	2	1	3	4	0	4	4	0	0	0	0	0	0
Totals		112	166	278	7	19	26	31	36	67	24	53	77	28	36	64	8	14	22	14	8	22

2012 observations:

1. There are the same number of divers in u6, u14, and u18 age groups.
2. There are three times as many girls as boys at u6, and yet they are almost even at u8.
4. There are more girls in every age group, except u18, where boys outnumber girls.
5. Only one team has more boys than girls, but two largest teams are evenly split by gender.
6. Average team size is 27 ranging from 10 to 42.
7. The median DIV I team has 37 divers, and DIV II team has 25.
8. There is great variability from team to team.

Comparison to 2011 and earlier

1. There is an 9% decrease in total number of divers from last year, and 4% decrease from 2010.
2. Same overall percentage of girls (60%) and boys (40%) for third year in a row.
3. u10 is the most populous age group three years in a row.
4. u12 and u14 stayed roughly the same, but at u18 we lost 50% of our girls (that's 9 of 17 lost).
5. at u6 we lost a third of our boys.
6. u8 (which shrank) and u12 (which grew) are now tied for 2nd most popular age group.
7. Still great variability in demographics between teams.
8. We need more teenage divers and also u6 boys, especially on division II teams.
9. Only two teams increased in size (LSA by three, FR by one)

Stats as of July 16, 2012

Prepared by Kirk LeCompte, PASDA Dive Trustee

PASDA Divers by Club, Age Group, and Gender in 2011																						
Club		All Ages			6			8			10			12			14			18		
		M	F	Tot	M	F	Tot	M	F	Tot	M	F	Tot	M	F	Tot	M	F	Tot	M	F	Tot
DIV I	BF	13	10	23	0	0	0	3	4	7	3	4	7	5	1	6	1	1	2	1	0	1
	CP	8	21	29	1	1	2	3	1	4	1	9	10	2	9	11	1	1	2	0	0	0
	NA	18	25	43	2	3	5	5	3	8	1	6	7	5	8	13	3	2	5	2	3	5
	WW	13	26	39	0	3	3	5	7	12	1	8	9	3	3	6	2	0	2	2	5	7
	FR	10	18	28	0	1	1	1	3	4	1	6	7	4	2	6	1	3	4	3	3	6
DIV II	RA	12	14	26	2	0	2	1	0	1	4	8	12	2	1	3	2	2	4	1	3	4
	LSA	22	17	39	3	7	10	9	2	11	7	5	12	2	1	3	0	1	1	1	1	2
	HVG	11	13	24	2	3	5	1	4	5	3	3	6	2	1	3	0	1	1	3	1	4
	PB	15	21	36	0	3	3	8	5	13	4	7	11	2	5	7	1	0	1	0	1	1
	CR	2	15	17	1	0	1	1	5	6	0	8	8	0	0	0	0	2	2	0	0	0
Totals		124	180	304	11	21	32	37	34	71	25	64	89	27	31	58	11	13	24	13	17	30

2011 observations:

1. There are the same number of boys in u6, u14, and u18.
2. There are twice as many girls as boys at u6 (opposite of previous year).
4. There are many more girls at u6 and u10, but it is even elsewhere.
5. Most teams are weighted heavily toward girls, though some are balanced.
6. Average team size is 30 ranging from 17 to 43.
7. There is great variability from team to team.

Comparison to 2010

1. Very slight increase in total number of divers.
2. Same overall percentage of girls (60%) and boys (40%).
3. At u6 we have 28% more divers, including 100% more girls and 50% fewer boys.
4. at u8 we have 50% more boys, who now slightly outnumber u8 girls.
5. at u10 we have 30% more girls who now significantly outnumber boys 5 to 2.
6. u10 is still most populous age group.
7. at u12 we have 100% more boys.
8. at u14 we lost 30% of our divers, now the smallest age group. Gender % remained the same.
9. no significant changes at u18.
10. Still great variability in demographics between teams.
11. We need more teenage divers!

Stats as of July 12, 2011

Prepared by Kirk LeCompte, PASDA Dive Trustee

PASDA Divers by Club, Age Group, and Gender in 2010																						
Club		All Ages			6			8			10			12			14			18		
		M	F	Tot	M	F	Tot	M	F	Tot	M	F	Tot	M	F	Tot	M	F	Tot	M	F	Tot
DIV I	BF	22	11	33	0	0	0	4	2	6	10	4	14	3	2	5	1	2	3	4	1	5
	CP	7	28	35	0	0	0	1	3	4	1	11	12	0	9	9	5	2	7	0	3	3
	NA	12	23	35	0	0	0	2	7	9	1	6	7	2	7	9	4	1	5	3	2	5
	WW	13	21	34	2	3	5	3	3	6	3	7	10	1	2	3	2	2	4	2	4	6
	PB	11	12	23	2	2	4	3	1	4	4	3	7	2	5	7	0	1	1	0	0	0
DIV II	RA	5	10	15	2	0	2	1	3	4	1	2	3	0	2	2	0	1	1	1	2	3
	LSA	23	17	40	5	3	8	8	4	12	4	4	8	5	3	8	0	2	2	1	1	2
	HVG	13	16	29	3	1	4	1	7	8	6	3	9	0	3	3	2	1	3	1	1	2
	FR	7	17	24	0	0	0	0	2	2	2	3	5	1	5	6	2	5	7	2	2	4
	CR	5	17	22	1	1	2	2	8	10	1	6	7	0	0	0	0	2	2	1	0	1
Totals		118	172	290	15	10	25	25	40	65	33	49	82	14	38	52	16	19	35	15	16	31

Some observations:

1. There are the same number of boys in u6 as u12, u14, and u18.
2. There are twice as many boys as girls at u6, but twice as many girls as boys at u8.
3. Boys start younger, and drop out sooner.
4. There are many more girls at u8, u10, u12, then it evens out at u14, 18.
5. Most teams are weighted heavily toward girls, though one is toward boys, and a few are balanced.
6. Average team size is 29 ranging from 15 to 40.
7. There is great variability from team to team.

Stats as of July 17, 2010

Prepared by Kirk LeCompte, PASDA Dive Trustee